

YEAR
1995

MODEL
LEGEND
4-DOOR

VIN APPLICATION
ALL

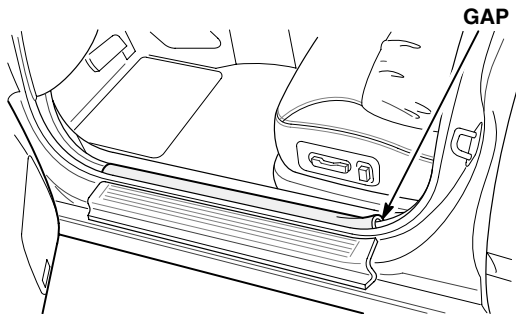
BULLETIN NO.
94-021



Gap in Front Door Sill Molding at B-Pillar

SYMPTOM

The door sill molding does not sit flush with the door opening trim at the B-pillar.



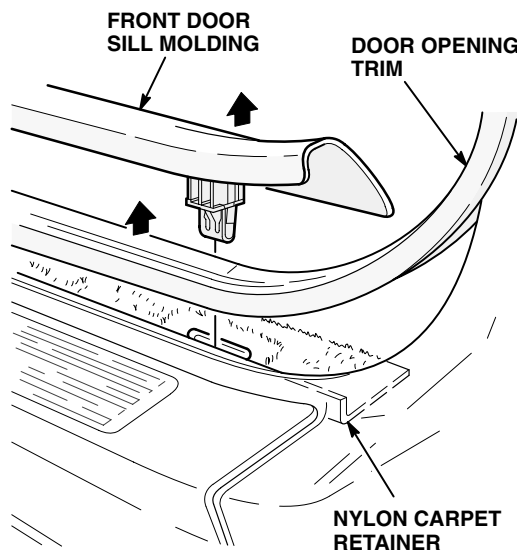
PROBABLE CAUSE

The nylon carpet retainer which holds and aligns the carpeting at the door opening is too long. The door sill molding does not provide enough clearance to fit over the door opening trim, the body seam, and the nylon carpet retainer.

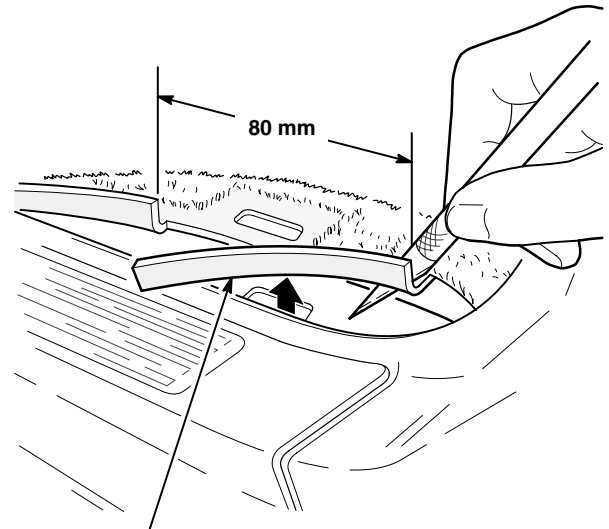
CORRECTIVE ACTION

Cut and remove a small section of the nylon carpet retainer to allow the door sill molding to sit flush against the door opening trim.

1. Remove the front door sill molding, then remove the lower portion of the door opening trim at the B-pillar.



2. Carefully cut and remove an 80 mm section of the nylon carpet retainer from the area shown.



NYLON CARPET RETAINER
Cut.

3. Reinstall the door opening trim and the door sill molding.
4. After installation, inspect the door sill molding for a flush fit to the door opening trim.

WARRANTY CLAIM INFORMATION

In warranty: The normal warranty applies.

Out of warranty: Any repair performed after warranty expiration may be eligible for goodwill consideration by the District Technical Manager or your Zone Office. You must request consideration, and get a decision, before starting work.

Operation number: Left side – 816020
Right side – 815020

Flat rate time: 0.5 hour per side

Failed P/N: 06833-SP0-A00ZF

Defect code: 074

Contention code: A01